

14th – 16th October 2016 at Kerala.

"Master Class on Pediatric Epilepsies":

“**Master Class on Pediatric Epilepsies**” was held at Kerala, India under the banner of Asian Society of Continuing Medical Education.

The sole objective of the CME was to update the knowledge of Pediatrician, Neurophysician, Neurologist, Neurosurgeon and General Practitioner on Management of Pediatric epilepsies.

The Introductory speech was given by Asian Society. He emphasized the main role played by Asian Society of Continuing Medical Education and how important it is to spread the knowledge known to select few to the practicing Doctors at large.


The CME was attended by 85 Doctors all round India.

Date: 14th – 16th October 2016.

Places and Venues:

- Courtyard by Marriot, Kerala, India.

Total Participants: 85



Faculties:

- **Prof. K. RadhaKrishnan.**
- **Dr. Rajesh Nair.**
- **Dr. Jithangi Wanigasinghe.**
- **Dr. Vinayan K. P.**
- **Dr. Suvasini Sharma.**
- **Dr. Rajendra**
- **Dr. Lokesh Lingappa.**
- **Dr. Mohammed Kunju.**
- **Dr. Hans Holthausen.**
- **Dr. Siby Gopinath.**
- **Dr. Arun Gracy Roy.**
- **Dr. Sandep Patil.**
- **Dr. Ashok Pillai.**


TOPICS –

Day 1:

- Epileptic Seizures and Epilepsy – Definitions and Classification.
- Video Session 1 – Is it a Seizure, Common Seizure and Seizure mimics in children.

Day 2:

- What is an epileptic Syndrome? – Evolution of concepts and current status.
- BECTS.
- Panayiotopoulos Syndrome and other occipital epilepsies.
- Absence epilepsies – common & not so common!
- Juvenile myoclonic epilepsy and related syndromes progressive myoclonic epilepsies.
- West Syndrome.




- Lennox – Gastuat Syndrome.
- Landau Kleffner Syndrome & CSWS.
- Epileptic Syndrome in the new born.
- Dravet & related syndromes.
- Myoclonic atonic epilepsy (MAE)
- Genetic Myoclonic encephalophateis.
- Case Studies – Rare and Emerging Syndrome.

Day 3-

- Structural Focal epilepsies in children.
- Temporal Lobe epilepsies.
- Extra – Temporal Lobe epilepsies.
- Focal cortical Dysplasia.
- Tuberous Sclerosis and Sturge weber syndrome.
- Tumoral epilepsies in children.
- Timing in pediatric epilepsy surgery – How early?
- Non Pharmacological treatment for childhood epilepsy – Dietary therapy.

Summary of Master Class on Pediatric Epilepsies:

- The CME was conducted at Kerala, India. It was aimed to bring together the well-known Pediatric, Neurophysician, Neurosurgeon, Neurologist and General Physician across India in order to discuss various clinical aspects, differential diagnosis of epilepsy and challenges in the management of epilepsy disorders and its complications in children.
- In this CME, Different topics related to Epilepsy and its management with different case studies, Surgery perspective and Add on combination protocol when monotherapy fails in epilepsy management etc and their complications were discussed in this event.



- Different cases were explained to the audience and the whole case was open for discussion. Audience actively participated in the discussion regarding epilepsy and its management in children. It was a very interactive session and the delegates thoroughly enjoyed it.
- Participants were keen to share their experience and knowledge and they also provided their critiques and recommendations on the event.



SNAPSHOTS

